



CHELTENHAM
DOORS DIRECT



Over 30 Years
British Manufacturing

UPVC PANEL BROCHURE



— *Create your dream door* —

SIGNATURE COLLECTION

A



Hanbury
Solid



Winslow
Solid



Hagley
Solid



Hanbury 1
Glazed



Winslow 2
Glazed



Goodwood 1
Glazed

B



Elton 1
Glazed



Bramall 1
Georgian Bar



Bicton 1
Georgian Bar



Burnby 1
Glazed



Hagley 2
Glazed



Hanbury 3
Glazed



Chambord 8
Ornimental Bar



Hanbury 1
Geo Bar



Thoresby 1
Ornimental Bar



Heaton 1
Georgian Bar



Newby 1
Georgian Bar



Bicton 1
Glazed

1

Images are shown for demonstration purposes only, you may need to specify a backing glass as per each design. Letterplates incur a surcharge. Backing glass options available on pg 8.

TRADITIONAL COLLECTION

The Traditional Collection of door panels features a range of vibrant, handmade lead and film designs with many incorporating glass bevel elements to further enhance the aesthetic quality of the door.

A



Goodwood 1
Valour



Hagley 2
Diamond Lead



Oakwell 1
Square Lead



Arley 1
Diamond Lead



Belgrave 1
Diamond Lead

B



Carlton 1 470
Shetland Rose
Leaded on minster



Bramall 1
Islay Rose



Hanbury 1
House Number



Elton 1
Rose



Hanbury 3
Rose



Kenilworth 1
Single Rose



Kirkley 1
Bulls Eye



Winslow 4
Red Diamond



Hagley 2
Climbing Rose

CRYSTAL BEVEL

The Crystal Bevel Collection is our range of panels incorporating a selection of crystal effect bevels. Each bevel throws a prism of light when they catch the sun, making them great for bright, sunlit entrance halls.

A



Ragley 2
Olivine



Goodwood 1
Petolite



Burghley 1
Euclase



Winslow 4
Zirconia



Hagley 2
Jet

B



Hanbury 3
Agate



Hanbury 3
Opal



Carlton 1
Euclase



Kenilworth 1
Danburite



Bramall 1
Pyrope



Normanby 2
Barite



Normanby 2
Vivianite



Carlton 1
Lansonite



Thoresby 1
Aragonite



Carlton 1
Ebony

3

Images are shown for demonstration purposes only, you may need to specify a backing glass as per each design. Letterplates incur a surcharge. Backing glass options available on pg 8.

OPAQUE FUSION TILE

The Fusion Opaque range is a linear collection of door panels featuring sleek, modern sandblasted glass designs, complimented and subtly accented with a range of fusion glass tile designs.



Hanbury 1
Mediterranean



Carlton 1
Mediterranean



Kenilworth 1
Mediterranean



Hanbury 3
Roma



Monti 1
Fusion Blue 29



Avignon 2
Metz Black



Cheverny 1
Tanzlina



Bramall 1
Palermo



Oakwell 1
Kupang



Hagley 2
Astana



Normanby 2
Timor



Burghley 1
Tahoe Green



Hagley 2
Sophia



Bramall 1
Keltie



Eltz 2
Polar

COLOURED TILES & CADRAM

A fine line collection of panels glazed with long lasting Cadram detailing, beautifully framing a range of coloured resin levels.



Kenilworth 1
Marmion Red



Whitley 1
Marmion Green



Hagley 2
Marmion Blue



Ragley 2
Marmion Black



Carlton 1
Marmion Black



Kenilworth 1
Morel Black



Carlton 1
Morel Green



Hanbury 3
Perugia

TRIPLE GLAZED

Outstanding quality. The triple glazed collection give you not only added security and peace of mind but also increased efficiency and energy savings.



Carlton 1
Florin



Hagley 2
Talonas



Hanbury 3
Lira



Kenilworth 1
Haematite



Thoresby 1
Ducat

CLASSIC OPAQUE



Newby 1
SB Diamond

Hanbury 3
SB Diamond

Hagley 2
SB Margaret

Hagley 2
SB Anne

Carlton 1
SB Cluster



Carlton 1
SB Catherine

Bicton 1
SB Victoria

Carlton 1
SB Climbing Rose

Carlton 1
SB Mary

INVERTED COLLECTION

The Inverted Collection is a range of UPVC door panels that use an inverted vacuum mould during manufacture. The profile contours are inverted into the panel face, rather than standing proud, offering a distinctive, recessed panel contour

*Not available in colours options



Aston Solid

A

Aston 1
Glazed

B

Aston 3
Opal 3

B

Stanford
Solid

A

Stanford 2
Glazed

B

Stanford 4
Ziconia

B

Images are shown for demonstration purposes only, you may need to specify a backing glass as per each design. Letterplates incur a surcharge. Backing glass options available on pg 8.

DESIGNER COLLECTION

The Designer Collection is a desirable range of modern living PVCu panel designs incorporating stainless steel glazing trims complimented with clean, architectural sandblasted glass.



Alberg 1


Molvino 1

Elorn 1

Levi 1

Cervinio 1

Chamonix 3



Meribel 4

Summit 6

Neoslope 3

Aspen 1

Courchevel 3

Matigny 2



Zermatt 3

Avoriaz 1

Morzine 1


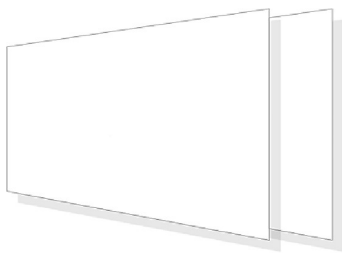
Carona 2

Autrans 2

Javornik 3

* Stainless Steel Trims Will Incur a Surcharge - backing glasses available on pg 8

FLAT PANELS



WHITE, MAHOGANY, ROSEWOOD, SHERWOOD OAK*** ANTHRACITE GREY, BLACK BROWN, BLUE, CHARTWELL GREEN, CREAM, GREEN, IRISH OAK, LIGHT GREY, RED & SMOOTH BEIGE

Non-reinforced, 4mm, 9mm, 12mm & solid. Exceptions may apply, please consult the price lists for available options.
3000x1500 Flat panels only available in qty of 25+, any quantities less than this would need to be cut to size

COLOUR OPTIONS



BACKING GLASS


Backing Glass
Five levels of privacy on our Pilkington Textured Glass are available, graded from 1 (least obscure) to 5 (most obscure)

Arctic™ Level 4	Autumn™ Level 3	Chantilly™ Level 2	Charcoal™ Level 4	Contora™ Level 4	
Cotswold™ Level 5	Digital™ Level 3	Everglade™ Level 5	Flemish™ Level 2	Florielle™ Level 4	Mayflower™ Level 4
Minster™ Level 2	Oak™ Level 4	Pereline™ Level 5	Stippolyte™ Level 4	Sycamore™ Level 2	Taffeta™ Level 3

ACCESSORIES



SECURITY



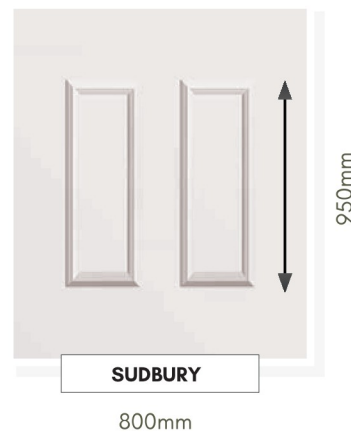
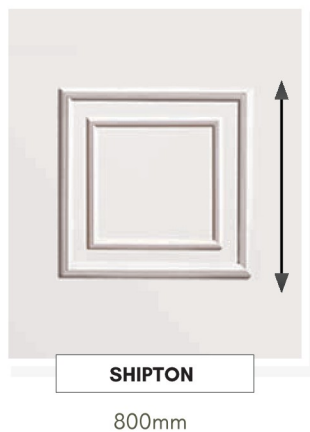


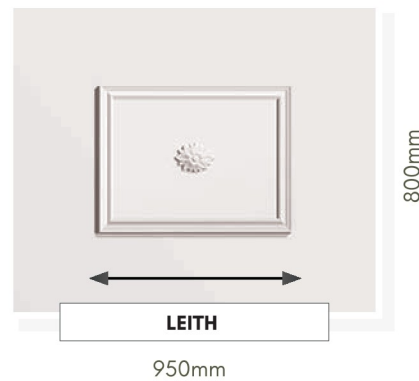
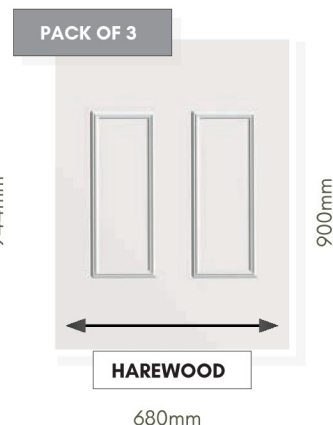
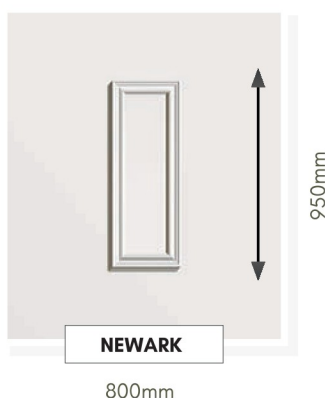
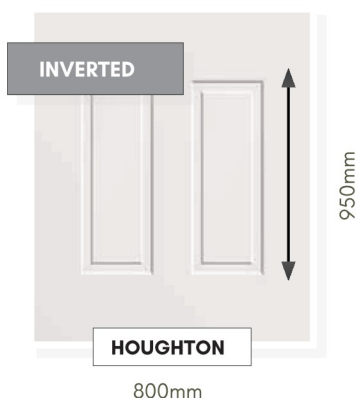
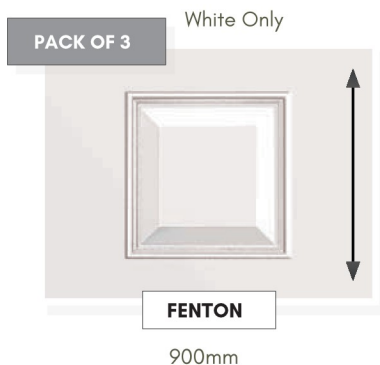
Panels can be manufactured with 4mm, 9mm or Solid MDF cores for added security. Surcharges apply. Please ask for full details.

DISCLAIMER

© Hallmark Panels Limited 2020 - Due to the limitations in photographic and printing processes, actual door and glass colours may vary from those illustrated in this brochure and should be used for guidance purposes only. Letterplate positioning is illustrated for guidance only. The actual fitted position is subject to door design, width and height restrictions and constraints. Hallmark Panels reserves the right to change product specification without prior notice.



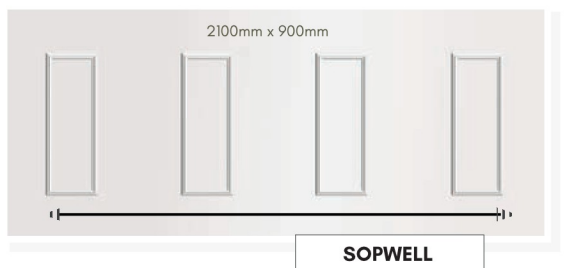

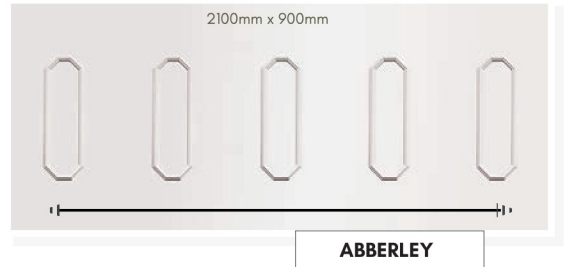
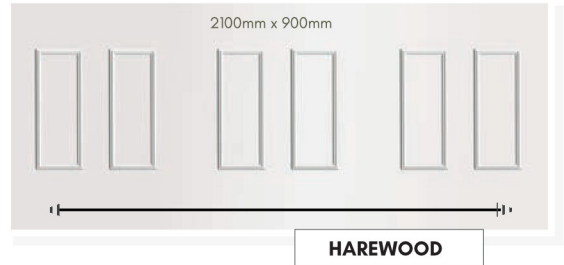
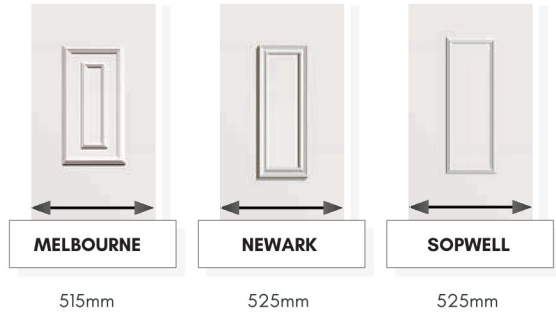
CONSERVATORY QUARTER & SIDE PANELS

Designed to compliment our range of door panels, we also produce an extensive range of half, quarter and conservatory sheet panels.






SIDE PANELS ARE SUPPLIED 900mm x 2100mm



Directional arrows indicate grain direction on Woodgrain and Cool Colour Panels (Walcot panels are also available as an increased euro size option)

Version 10/20



CHELTENHAM
DOORS DIRECT